

CHILD CARE & EARLY LEARNING IN SOUTH CAROLINA

In South Carolina, federal and state early learning opportunities serve more than 62,873 children and families,¹ or 18% of children ages 5 and under.²

High quality child care and early learning programs support child development and offer parents peace of mind while they work or attend school.

Unfortunately, the demand for quality care far outweighs the supply, so many families struggle to access and afford the care options they want or need. While there are several federally funded programs that provide working families with access to quality child care opportunities, limited funding leaves many eligible children unserved. The impacts of these challenges extend beyond families and carry over to the workplace. As a direct result, the national economy loses **\$122 billion annually** in the form of lost earnings, productivity, and revenue.³

Below is a list of existing child care and early learning programs which together form a mix delivery system that supports parental choice and aims to meet children's individual needs. These programs have unique eligibility requirements and service delivery models. However, at current funding levels, each only reaches a fraction of eligible families.

STATE OF CHILD CARE IN SOUTH CAROLINA

340,379

 Children 5 & Under⁴
64%

 Children 5 & Under
with All Available Parents
in the Workforce⁵
1,529

 Licensed Child Care
Centers in 2023
(+52 compared to 2022)⁶
793

 Licensed Family Child
Care Homes in 2023
(-19 compared to 2022)⁷
16%

 Gap in the Supply of Child
Care vs. the Potential Need⁸
\$1.4B

 Estimated Economic Impact
of Infant-Toddler Child Care
Challenges Each Year⁹
\$9,048

 Annual Price of Center-
Based Infant Care
(\$754 per month)¹⁰
\$7,150

 Annual Price of Home-
Based Infant Care
(\$596 per month)¹¹
\$106,258

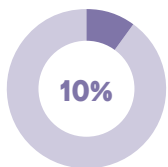
 Median Income of
Married-Couple Family¹²
8.5%

 Portion of Income Spent by
a Married-Couple Family on
Center-Based Infant Care¹³
\$31,575

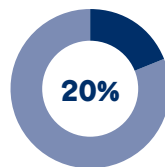
 Median Income of
Single-Parent Family¹⁴
28.7%

 Portion of Income Spent by
a Single-Parent Family on
Center-Based Infant Care¹⁵

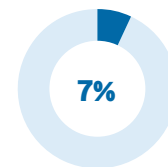
CHILD CARE & DEVELOPMENT BLOCK GRANT (CCDBG)

 101,251 CHILDREN 5 & UNDER ELIGIBLE¹⁶
10,425 CHILDREN 5 & UNDER SERVED¹⁷

 ELIGIBLE CHILDREN
5 & UNDER SERVED¹⁸

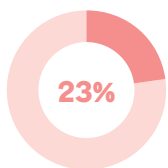
HEAD START

 37,169 CHILDREN ELIGIBLE¹⁹
7,336 CHILDREN ENROLLED²⁰

 ELIGIBLE
CHILDREN
SERVED²¹

EARLY HEAD START

 37,169 CHILDREN ELIGIBLE²²
2,489 CHILDREN ENROLLED²³

 ELIGIBLE
CHILDREN
SERVED²⁴

STATE-FUNDED PRE-K

 26,229 CHILDREN ENROLLED²⁵

 3-AND 4-YEAR-
OLDS SERVED²⁶

MIGRANT AND SEASONAL HEAD START

 137 CHILDREN ENROLLED²⁷

MATERNAL, INFANT, AND EARLY CHILDHOOD HOME VISITING (MIECHV)

 1,420 FAMILIES SERVED²⁸

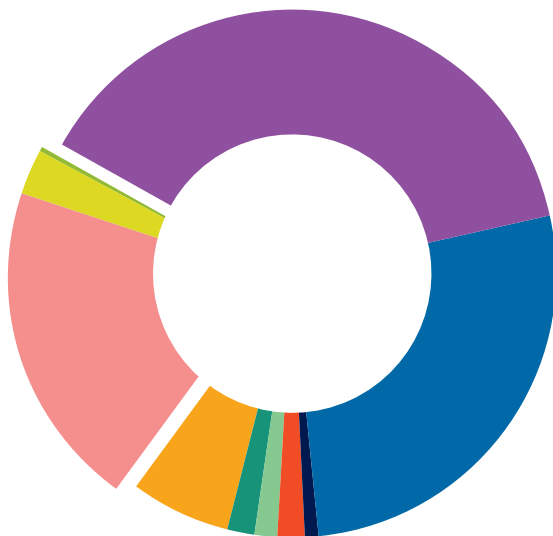
IDEA PART C

 (EARLY INTERVENTION)
8,351 CHILDREN SERVED²⁹

IDEA PART B, SEC. 619

 (PRESCHOOL SPECIAL
EDUCATION)
6,623 CHILDREN SERVED³⁰

SOUTH CAROLINA: FEDERAL AND STATE CHILD CARE AND EARLY LEARNING FUNDING



\$198.2M	CCDBG and Mandatory Funds ³¹
\$137.9M	Head Start and Early Head Start ³² (includes AIAN HS/EHS when applicable)
\$3.9M	PDG B-5 ³³
\$9.4M	MIECHV ³⁴
\$7.6M	IDEA Part C ³⁵
\$7.9M	IDEA Part B, Sec. 619 ³⁶
\$31.2M	TANF Early Care and Education ³⁷
\$0	TANF Transferred to CCDBG ³⁸

STATE INVESTMENT

\$102.6M	State-Funded Pre-K ³⁹
\$14.2M	CCDBG State Match ⁴⁰
\$1.2M	PDG B-5 State Match ⁴¹

ELEMENTS OF PROGRAM QUALITY

Program quality varies substantially within and across states.

Quality child care and early learning programs rely on a strong workforce, but low pay makes it difficult to recruit and retain educators. **In South Carolina, child care workers earn \$13.27 per hour (\$27,600 annually).**⁴²

Teacher-child ratios are crucial for ensuring safety, quality, and individual attention. Licensed center-based care providers participating in CCDBG are required to have the following ratios:⁴³

- **Infant** 1:5
- **Toddler** 1:6
- **Preschool** 1:12

The state's pre-K program met **7/10 of NIEER's Quality Standards Benchmarks**, which represent minimum standards to support quality preschool programs.⁴⁴

Preschool Development Grant Birth Through Five (PDG B-5) is a competitive federal grant designed to improve states' early childhood systems. **South Carolina's PDG B-5 accomplishments include:**⁴⁵

- Created the Palmetto Pre-K and First Five SC portals to provide information to families supporting child development and access to services.
- Hired Early Childhood Education (ECE) System Navigators to work directly with families to support child development and access to services.

CHILD AND DEPENDENT CARE TAX CREDIT (CDCTC)

The Child and Dependent Care Tax Credit (CDCTC) directly helps working parents offset the cost of child care.

In its current form, the credit only reaches a small percentage of families and has been swiftly outpaced by the escalating cost of child care as it lacks any adjustment for inflation.

Last permanently updated in 2001, the current credit averages \$500-\$600 a year.⁴⁶

CDCTC IN SOUTH CAROLINA BY TAX YEAR

2020	<ul style="list-style-type: none"> • 90,830: Number of taxpayers claiming the CDCTC⁴⁷ • \$555: Average credit
2021	<p><i>The CDCTC was temporarily expanded and made refundable for one year in response to the pandemic.</i></p> <ul style="list-style-type: none"> • 125,570: Number of taxpayers claiming the CDCTC⁴⁸ (an additional 34,740 from 2020) • \$2,195: Average Credit (an additional \$1,640 from 2020, on average)
TODAY	<p><i>The temporary expansion expired; the CDCTC reverted back to 2001 levels.</i></p> <ul style="list-style-type: none"> • \$500-600: Average credit

NOTE: Major provisions of the Tax Cuts and Jobs Act of 2017 (TCJA) expire at the end of 2025⁴⁹, giving Congress the opportunity to modernize the CDCTC and other tax provisions to better help working families offset the cost of quality child care.⁵⁰



Scan or click the QR code for full references and links. For more information contact FFYF at mail@ffyf.org.